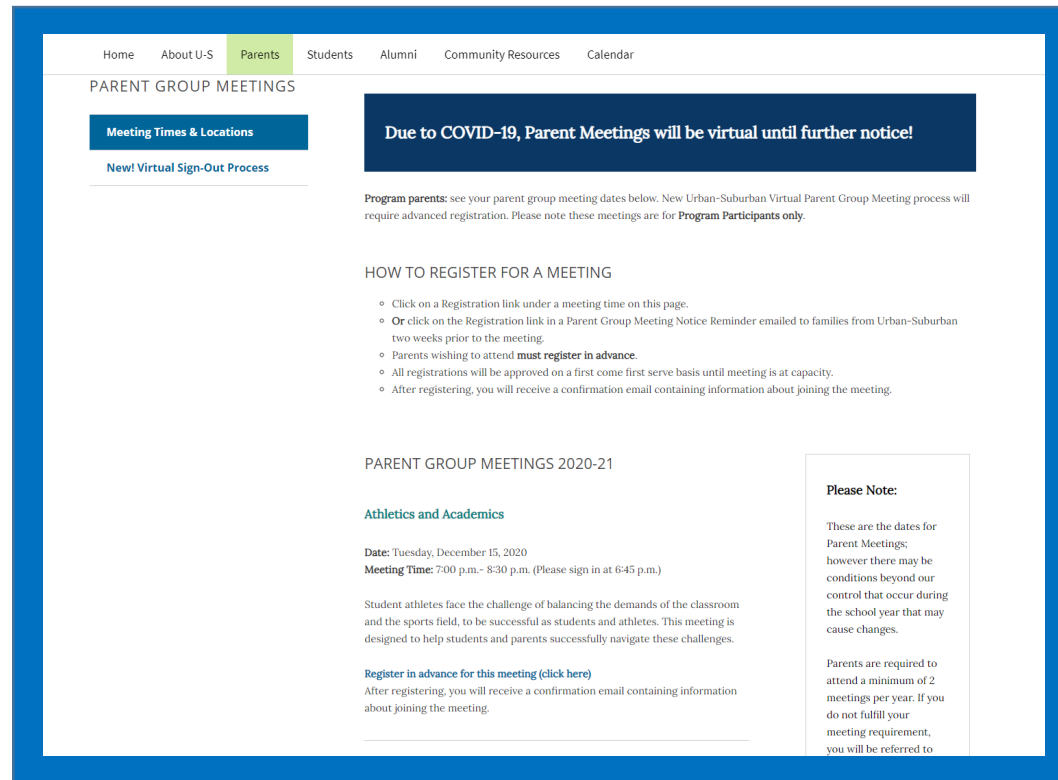


The background features a series of concentric circles in light gray, some solid and some dashed, creating a ripple effect. A large green speech bubble is centered on the page, with a small tail pointing downwards.

# Virtual Parent Group Meetings

# Where Can I Find Zoom Registration Link?

1. Registration link Opens on website 30 days prior to meeting date: **Monroe.edu/us**
  - a) Parents → Parent Group Meeting → Meeting Times & Locations




2. Registration Link **emailed** to families 2 weeks prior to meeting date

# Where Can I Find Zoom Meeting Link?

1. Once your registration is approved, you will receive an email from U-S.

Email will come from Urban Suburban

## Parent Group Meeting #3: Dealing with Grief and Loss Confirmation

 Shateela Hill <no-reply@zoom.us>  
Tue 11/17/2020 2:34 PM  
To: DeVries, Monique

Hi Monique DeVries,

Thank you for registering for "Parent Group Meeting #3: Dealing with Grief and Loss".

Please submit any questions to: shateela\_hill@boces.monroe.edu

Date Time: Nov 18, 2020 07:00 PM Eastern Time (US and Canada)

Join from PC, Mac, Linux, iOS or Android: [Click Here to Join](#)

Note: This link should not be shared with others; it is unique to you.

[Add to Calendar](#) [Add to Google Calendar](#) [Add to Yahoo Calendar](#)

Click link to join Zoom Meeting

Click here to cancel meeting registration

You can [cancel](#) your registration at any time.

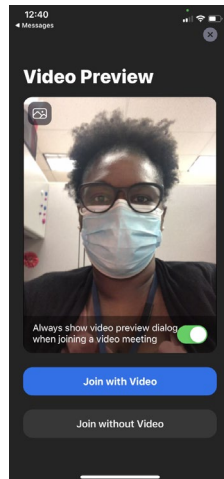
# How do I Join A Meeting?

- Must Click Link in Email and allow Zoom to automatically open from email
  - Do not enter Meeting ID #
- If **joining from a PC**, Zoom will automatically open once link is clicked
- If joining from an Android, Zoom will open automatically

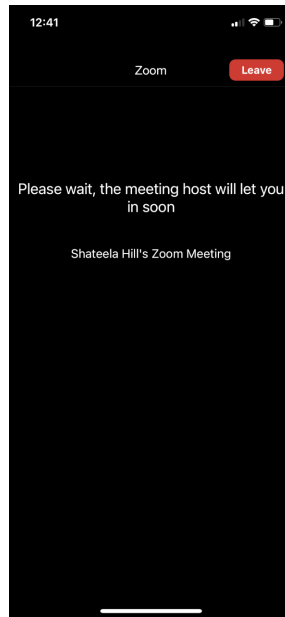
# How do I Join Zoom Meeting from a Smart Phone?

1. **BEFORE** meeting download Zoom app from Apple Store/Google Play Store
2. Click "[Click Here to Join](#)" in approval email sent from U-S staff
3. Once link is clicked, Zoom will automatically open

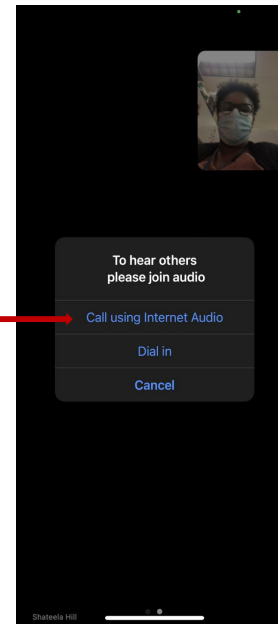
4. Click "**Join with Video**"



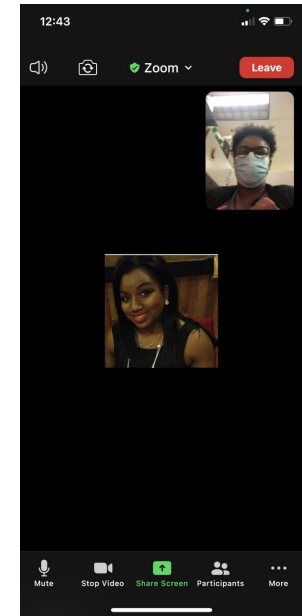
5. Please wait until meeting hosts lets you in meeting



6. Click "**Call using Internet Audio**" to hear Zoom audio



7. Once you see other participants, you have entered the meeting!



The background features a series of concentric circles in light gray, some solid and some dashed, creating a ripple effect. A large green speech bubble is centered on the page, containing the text.

# Parent Meeting Sign Out Process

## Same Process

U-S Families will complete a **Sign Out** form to obtain meeting credit. The form can be found at link above and accessed only during end of meeting. Please see next slides for steps on where to find link and retrieve form during meeting.

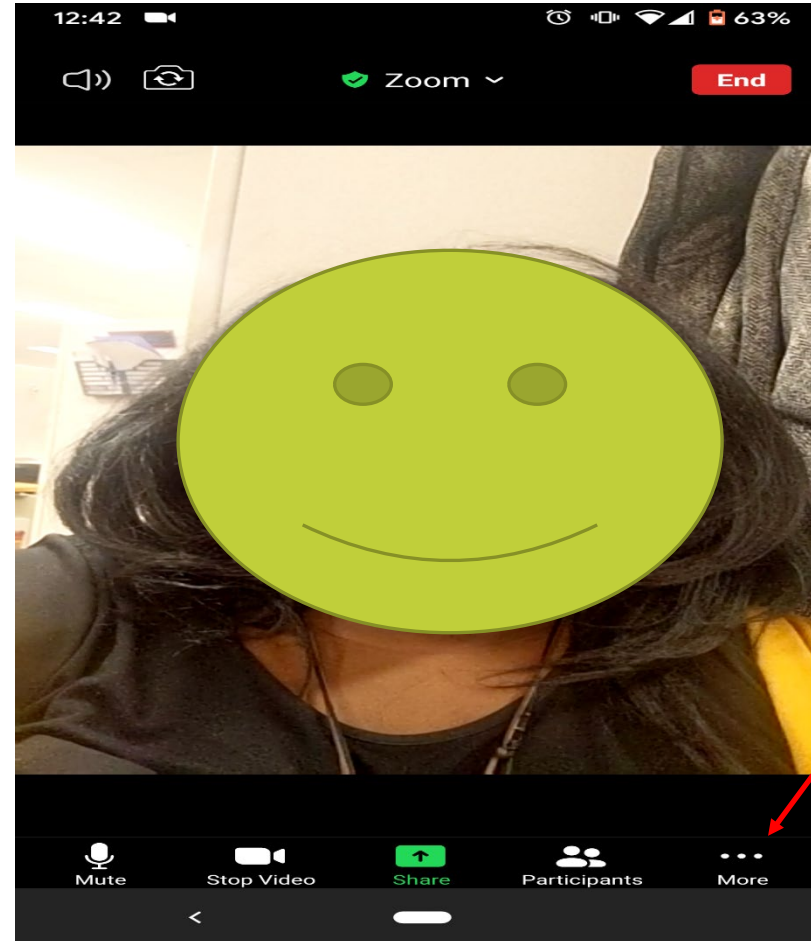
### Sign Out Form Link

<https://forms.office.com/Pages/ResponsePage.aspx?id=dwWp3iUHtkabQym2nNKn-rpsGHLQ8Y9Pmms3yuQawHNUNFBIV1BXQk5UNzZFVRTNUDNUSkpJSjZSRy4u>

## From a Smart Phone

Signing out  
from Android,  
iPhone & PC

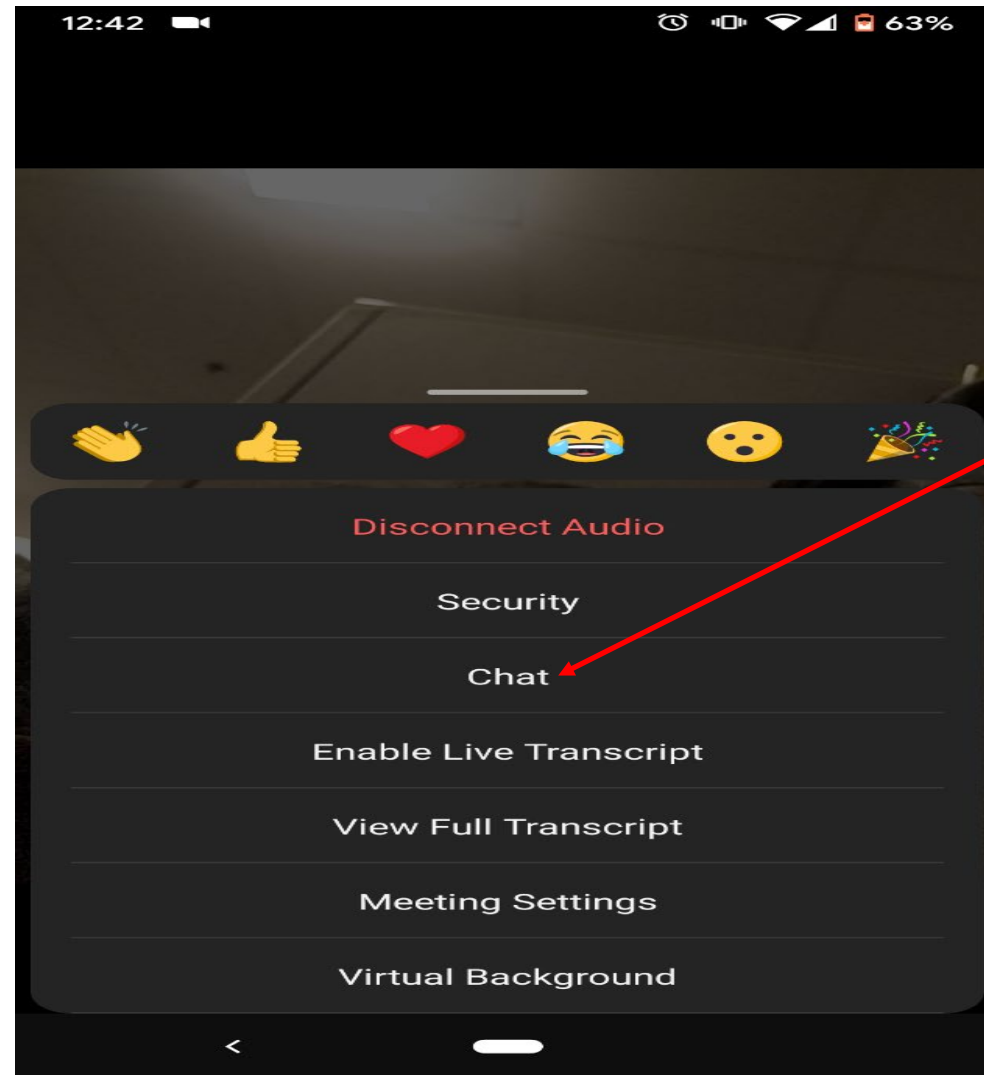
To access chat from a  
PC, click "Chat" on  
bottom right of Zoom  
window on your PC



Click "more"  
to access the  
chat

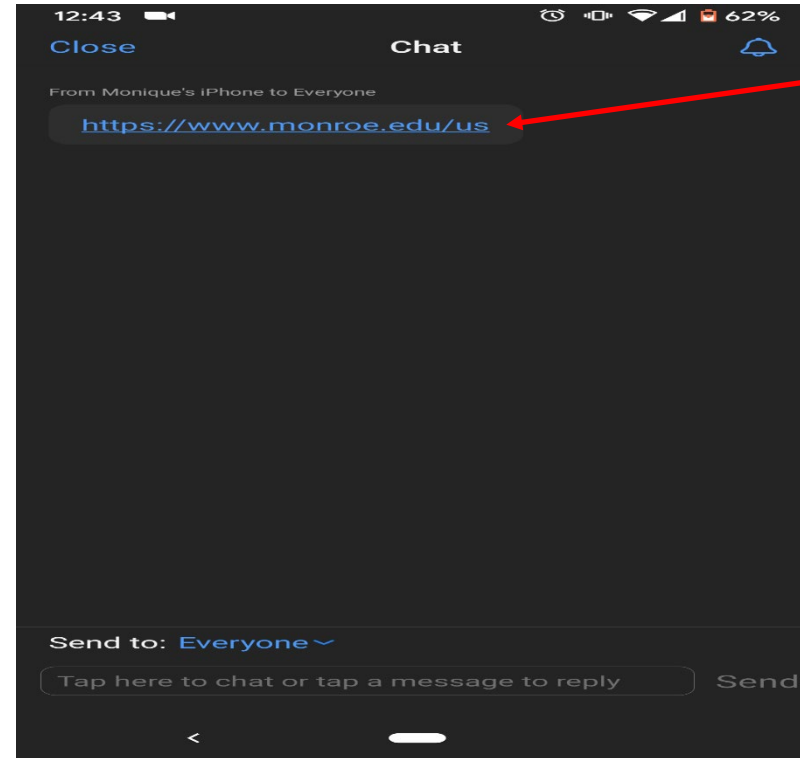


# How to access Chat from cellular devices



Click  
“chat”  
to open  
chat

Follow the sign-out link placed in chat to access sign-out form



Click link placed in chat to get to sign out form

Complete Sign  
out form for  
meeting credit!



Urban Suburban  
Parent Group Meeting Sign-out

Please complete the form below to receive attendance credit for your participation

\* Required

1. Which school district is your child enrolled? \*

Select your answer

2. What is your first name? \*

Enter your answer

3. What is your last name? \*

Enter your answer

4. What is the student's first name? \*

Enter your answer

5. What is the student's last name? \*

Enter your answer

When asked, enter the  
“Parent Group Number”  
on **question #8** to  
complete sign-out form.  
Then submit form for  
meeting credit.